

## Glass Systems D340 Stacking Patch Fittings



### Product Features

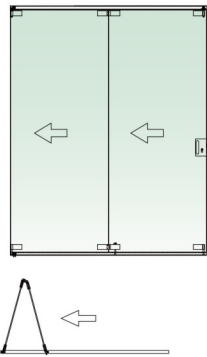
- Ideal for creating wide openings for interior situations.
- The smooth sliding operation of the Vetro Slide-Fold-Stack System opens up existing rooms for expanding the area, or to close it off as required.
- Stacks conveniently out of the way when opened.
- Created using Patch Fittings to provide a maximum clear visual opening.
- Openings up to 6m in each direction, so can facilitate up to 12m openings.
- Suitable for 10mm-12mm Toughened Safety Glass.
- Maximum door sash up to 2400 x 900mm or 70kg with a single top and bottom Patch, or 3000mm x 1000mm with an additional Patch.
- A guide rail system in the floor provides additional support and security.
- Can be configured for a range of opening formats including an independently opening fixed door.
- Manufactured from aluminium and available in a range of finishes.



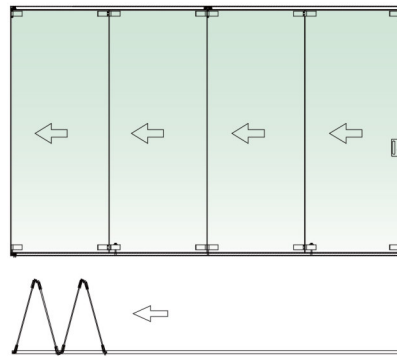
# Glass Systems D340 Stacking Patch Fittings

## Typical Layouts

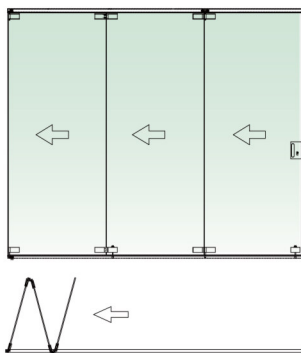
2 Panels



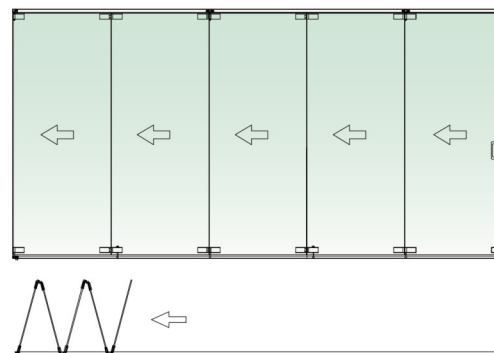
4 Panels



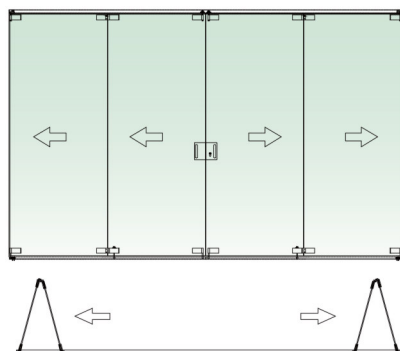
3 Panels



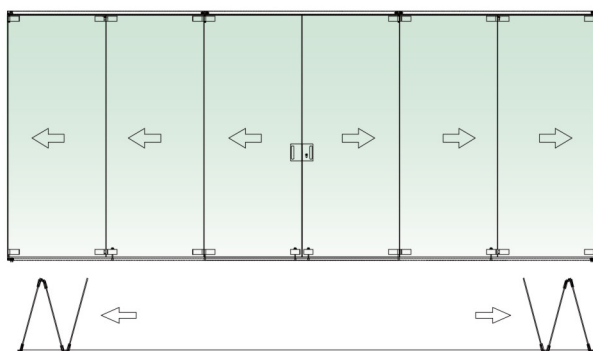
5 Panels



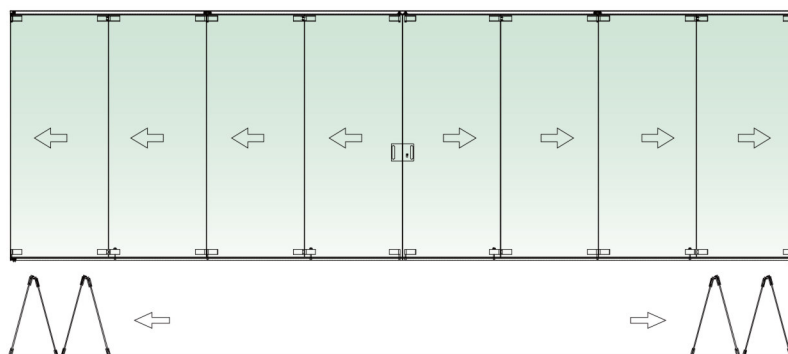
4 Panels, two directional



6 Panels, two directional



8 Panels, two directional



### Note:

The options are not limited to those shown and are a guide only. For specific design options, or for a specific project please contact us.

### Max door size

3000 x 1000mm with an additional centre patch, 2400 x 900mm with a single top and bottom patch.