



Glass Systems B110 Surface Mounted Channel



Product Features

- A sleek design, easy to install and adjust. No grout is required.
 - Installation can be achieved from the deck side which means it is ideal for situations where scaffolding may usually have been necessary.
 - Suitable for both internal and external applications of Balustrades & Pool Fences.
 - Can be fixed to timber, concrete or steel using the appropriate fixings.
 - The Channel is pre-drilled for ease of installation, with no holes required in the glass for added safety and strength.
-
- Available in Mill, Powdercoated or Anodised finishes or custom powdercoat colour.

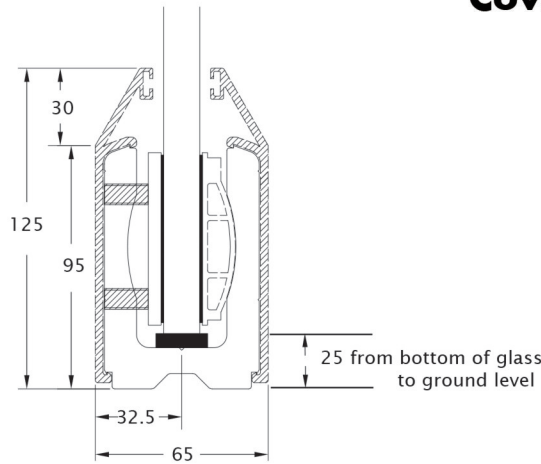


Glass Systems B110 Surface Mounted Channel

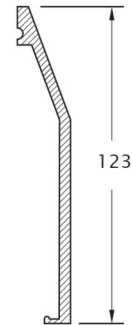
Product Code	Description	Finish
SM1M	Base Channel	M
SM2M	Covers, Mill Finish	M
SM2SP	Covers, Silver Pearl	SP
SM5M	End Cap, Mill Finish	M
SM5SP	End Cap, Silver Pearl	SP



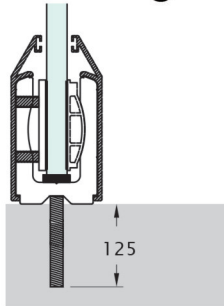
Base Channel



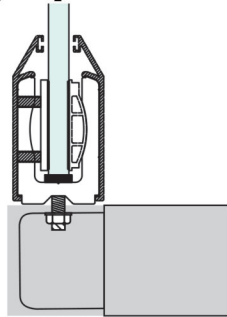
Cover



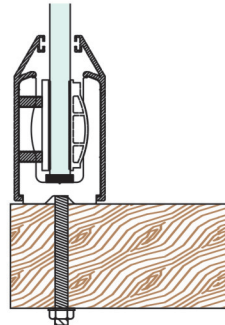
Balustrading Fixing Options



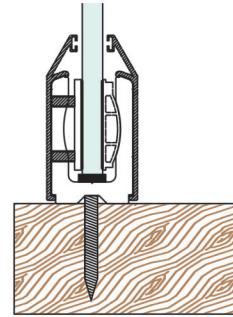
M10 at 200 ctc
Chemset



M10 at 400 ctc
Bolt

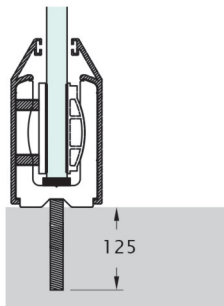


M10 at 200 ctc
Bolt

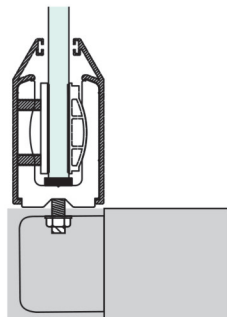


Internal M10×95mm at 200ctc
External M10×112mm at 200ctc
Coach Screw

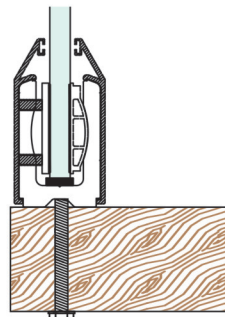
Pool Fencing Fixing Options



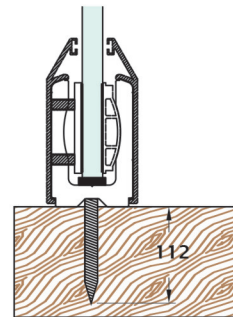
M10 at 200 ctc
Chemset



M10 at 400 ctc
Bolt



M10 at 200 ctc
Bolt



M10 at 200 ctc
Coach Screw