


## Glass Systems H205 Cubic Slimline Handrail



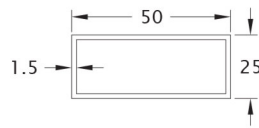
### Product Features

- A modern design suitable for side fixing to the glass balustrade or to the wall.
- The slim side profile provides minimal visual intrusion alongside the frameless glass balustrade.
- Combines with a choice of square or round handrail brackets for concealed fixing to glass or timber/concrete walls.
- Manufactured from 316 stainless steel for internal and external applications.



# Glass Systems H205 Cubic Slimline Handrail

Product Code	Description	Finish
HR7SS	Cuboid Handrail 50×25×1.5mm	SS



Product Code	Description	Finish
HR8PS	Cuboid End Cap	PS
HR8SS	Cuboid End Cap	SS

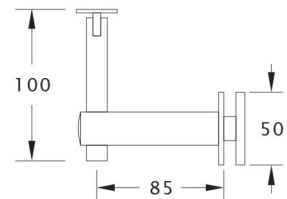
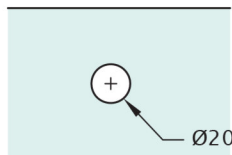


## Cuboid Handrail Bracket

Product Code	Description	Finish
HR10PS	Glass to Handrail Bracket	PS
HR10SS	Glass to Handrail Bracket	SS

### Note

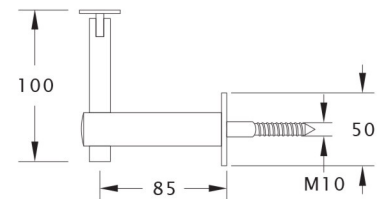
- 316 Stainless
- Adjustable
- Concealed fixed



HR11PS	Wall to Handrail Bracket	PS
HR11SS	Wall to Handrail Bracket	SS

### Note

- Lag Screw or Threaded Rod supplied separately

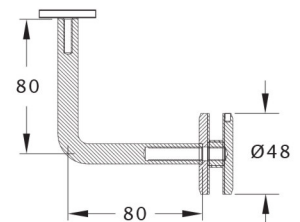
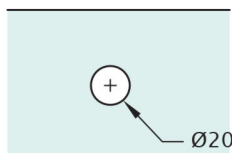


## Embassy Handrail Bracket

Product Code	Description	Finish
HR21PS	Glass to Handrail Bracket	PS
HR21SS	Glass to Handrail Bracket	SS

### Note

- 316 Stainless
- Concealed fixed



HR23PS	Wall to Handrail Bracket	PS
HR23SS	Wall to Handrail Bracket	SS

### Note

- Lag Screw or Threaded Rod supplied separately

