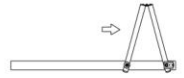
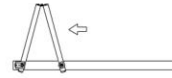



Glass Systems D335 Stack: Typical Layouts Side Hung

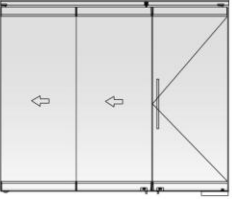
Side Hung

Schematic

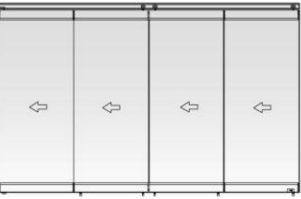
2 Panels



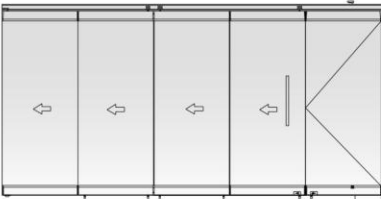
2 Panels + 1 Fixed Door



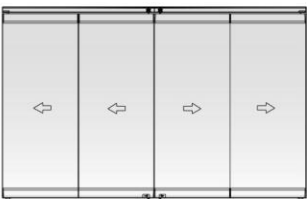
4 Panels



4 Panels + 1 Fixed Door



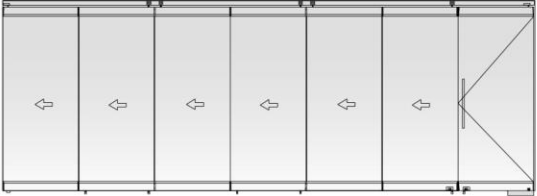

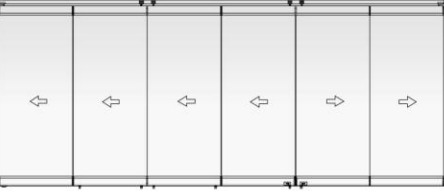
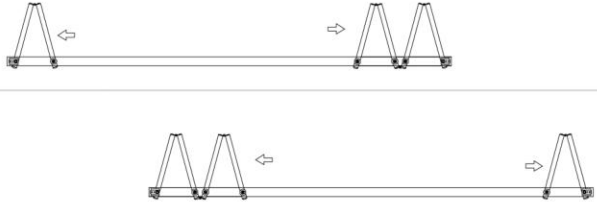
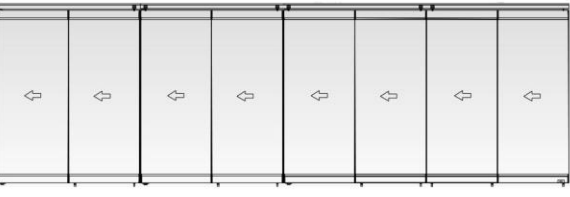
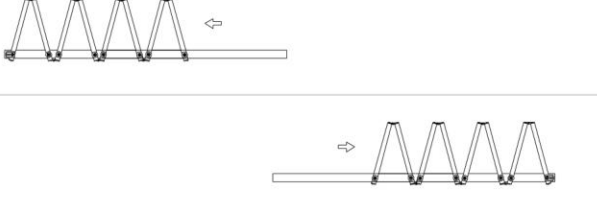
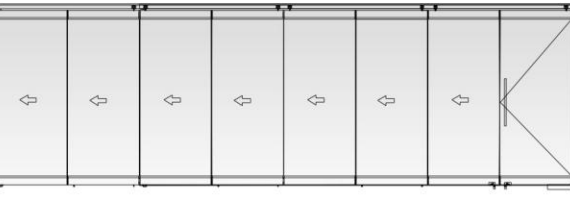
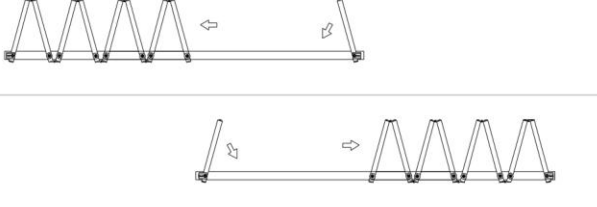


4 Panels, two directions



6 Panels



Glass Systems D335 Stack: Typical Layouts Side Hung

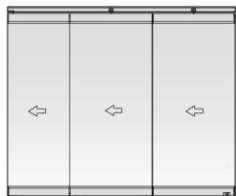
Side Hung	Schematic
<p>6 Panels + 1 Fixed Door</p> 	
<p>6 Panels, two directions</p> 	
<p>8 Panels</p> 	
<p>8 Panels + 1 Fixed Door</p> 	
<p>8 Panels, two directions</p> 	

D335 Stack: Typical Layouts Centrally Hung

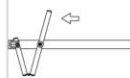
Centrally Hung

Schematic

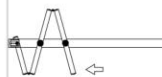
Single-direction



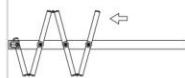
2 Panels



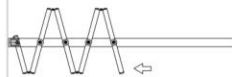
3 Panels



4 Panels



5 Panels



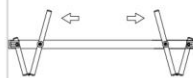
6 Panels



Dual-direction



4 Panels, dual-direction



6 Panels, dual-direction



8 Panels, dual-direction



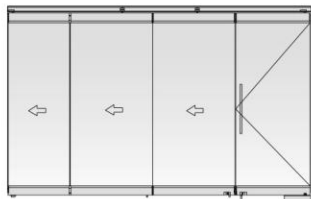
10 Panels, dual-direction



12 Panels, dual-direction



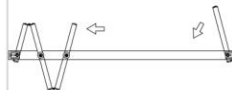
Single-direction + 1 Fixed Door



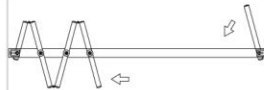
2 Panels + 1 Fixed Door



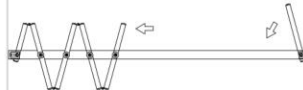
3 Panels + 1 Fixed Door



4 Panels + 1 Fixed Door



5 Panels + 1 Fixed Door



6 Panels + 1 Fixed Door

