


# Glass Systems S405 Shower Braces, Headers & Overpanels



## Product Features

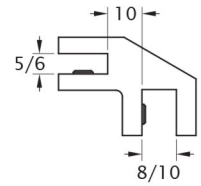
- A stainless HEADER BAR is an alternative to using a glass overpanel for bracing glass shower panels.
- Finishes available in Polished or Satin Stainless, and Black Chrome.
- A choice of Round, Square or Offset Clamps for affixing glass and rail.
- 30mm x 10mm stainless rail in lengths of 1000mm or 1200mm.
- Header Bars can be cut-to-size on site.
- End Caps provide a quality finish to the Header Bar where required.
- The Rail will immediately support the shower panels, enabling an easier installation and making it possible to complete an install within the one visit.



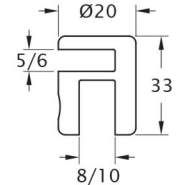
# Glass Systems Overpanel Fittings, Shower Braces & Headers

## Overpanel Fittings

Product Code	Description	Finish
NVPF2CP	Square Overpanel Fitting	CP
NVPF2SC	Square Overpanel Fitting	SC
NVPF2BLK	Square Overpanel Fitting	BLK
NVPF2G	Square Overpanel Fitting	GOLD



OPF1PS	Round Design Overpanel Fitting	PS
OPF1SC	Round Design Overpanel Fitting	SC



### Note:

- 5/6mm and 8/10mm glass

## Shower Braces

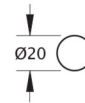
Product Code	Description	Finish
BR10PS	Glass to Rod Brace	PS
BR11PS	Wall to Rod Brace	PS
BR13PS	Glass to Rod Brace (swivel)	PS
BR500PS	Shower Brace Rod 500 x 20dia.	PS
BR1200PS	Shower Brace Rod 1200 x 20dia.	PS



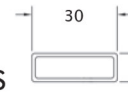
BR10

BR11

BR13



BR15PS	Square Shower Brace 1200mm Glass to Wall	PS
BR16PS	Corner Bracket for Square Shower Brace	PS

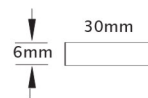


### Note

- Round Braces are angle adjustable. Rails can be cut-to-size on site.

## Header Bars

Product Code	Description	Finish
HB2PS	Header Bar Clamp	PS
HB2BLK	Header Bar Clamp	BLK
HB1000PS	Flat Bar 30x6, 1000mm length	PS
HB1200PS	Flat Bar 30x6, 1200mm length	PS
HB1200BLK	Flat Bar 30x6, 1200mm length	BLK
HB1PS	End Cap	PS
HB1BLK	End Cap	BLK



### Note

- Bar can be cut-to size on site.