

Glass Systems D335 Stacking Rail System



Product Features

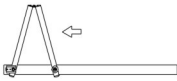

- Achieves wide openings without vertical frames in interior and exterior situations.
- Openings up to 6m in each direction to facilitate up to 12m overall opening area.
- Suits 10, 12 or 15mm Toughened Safety Glass.
- Can be centrally-hung or side-hung to manage the accumulation of panel storage.
- Maximum door sash 3000 x 1000mm or 80kg.
- Continuous support for the glass doors with a complete rail system which requires no holes in the glass.
- A clear floor passageway is possible without a floor track.
- Top and Bottom Rails have the ability to add brush seals to reduce wind and sound intrusion.
- Can be configured for a range of opening formats including an externally opening door.
- Manufactured from aluminium and available in a range of custom finishes.



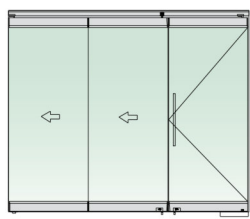
Glass Systems D335 Stacking Rail System

Typical Layouts - Side Hung

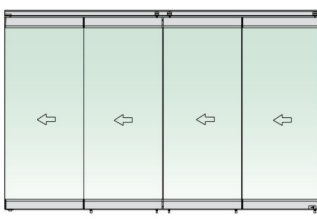
2 Panels



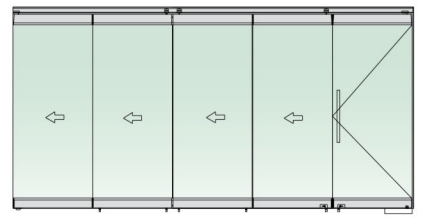
2 Panels + 1 Fixed Door



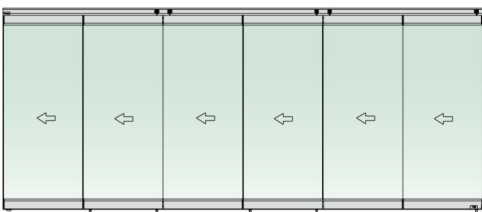
4 Panels



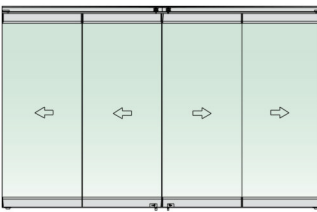
4 Panels + 1 Fixed Door



6 Panels



4 Panels, two directional



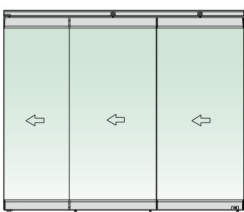
Note:

The options are not limited to those shown and are a guide only. For specific design options, or for a specific project please contact us.


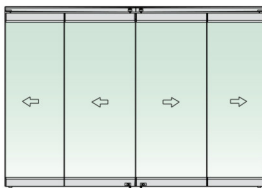
Max Door Size: 2800 x 900mm

Typical Layouts - Centrally Hung

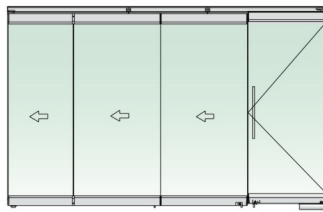
3 Panels



4 Panels



3 Panels + 1 Fixed Door



Note:

The options are not limited to those shown and are a guide only. For specific design options, or for a specific project please contact us.

Max Door Size: 3000 x 1000mm